

DAWON
C H A I R S

(주) 다원체어스

본사/공장 경기도 남양주시 수동면 소래비로 474-16

Tel 031-593-2926~7 Fax 031-593-2966 E-mail trade@dawonchair.com

DAWON CHAIRS Co., Ltd.

Head Office / Factory #474-16, Soraebi-ro, Sudong-myeon, Namyangju-si, Gyeonggi-do, Korea 12034

Tel +82 31 567 2926 Fax +82 31 595 2955 E-mail trade@dawonchair.com

www.dawonchair.com

- 본 리플렛에 수록된 제품은 품질과 기능향상을 위하여 규격 및 디자인이 일부 변경될 수 있으며 인쇄 공정상 실제 제품과 다소 색상차이가 생길 수 있습니다.
- 본 리플렛에 수록된 제품은 무단 복제시 저작권법에 의거하여 형사 및 민사상 책임을 청구할 수 있습니다.
- The photos in this catalog can differ from actual furniture. Be sure to check actual furniture before purchase.
- The sizes and designs indicated here are subject to change depending on situations involved with product design and manufacturing.

 DAWON CHAIRS 2019

Printed in MARCH, 2019

dawon



**DAWON CHAIRS
SEATING
COLLECTION
2019**

dawon



Innovation
Advance
Passion

Contents

TASK CHAIR

- 11 G1 Air
- 15 G1
- 21 Aone
- 25 Aone Side
- 29 Eco
- 33 X-trans
- 35 Vita
- 37 Trium
- 41 Promax
- 45 Soul
- 49 Siren
- 53 Warp
- 57 Neo
- 59 Cobi
- 63 Mate
- 67 D1
- 69 Sedia
- 73 Lugar
- 75 Basso
- 77 D3

MULTI CHAIR

- 81 Flip
- 83 D10 Air
- 85 D10
- 87 Clark
- 89 Matic
- 91 Swing
- 93 Fly
- 95 Duke
- 97 Sign
- 99 Erica
- 101 Kanoo
- 102 Spin



Company Introduction

Dawon Chairs is always developing the chair technology for providing the best office chair to your workplace. Feel the new seats and discover the secret of ergonomic functions. We offer a wide range of seatings which are designed to support ergonomic comfort.

To provide


Enhanced seating posture, our stylish chairs adapt sophisticated ergonomic technologies.

To promise

Using eco-friendly materials, our product doesn't have any harmful effects on the natural environment.

To Keep

A strong bond of partnership with our customer.



Research & Development

Research & Planning

Analyzing out both trends and requirements of a market place, we are providing high-quality products to the market at an appropriate moment.

Development & Design

Based on the ergonomic analysis of human posture and gesture, we strive to design a creative and comfortable chair with a state-of-the-art development in the raw material and mold tooling.

Modeling & Engineering

Modeling and engineering have become increasingly important in today's chair industry. Quality of products made by Dawon Chairs begins with close evaluations of the chair's structure and mechanism in its virtual stage.

Certification

Dawon possesses thousands of technical patents, design registrations and worldwide certificates. By collaborating of famous global designers, Dawon produces our own stylish and unique design.





High Quality Ergonomic Chairs

Cutting-edge technology and well-organized facilities guarantee product durability and stability. We were awarded one of the 100 masterpiece manufacturing companies from the Korean government by the benefit of its excellent product quality and factory management.

It's one of the very first of office chair manufacturer to acquire quality certification such as

ISO 9001: Quality Management System

ISO 14001: Environment Management System

KS : Korean Standard


BIFMA- Business and Institutional Furniture

Manufacturers Association Dawon Chairs' ergonomic system is specifically based on

research of human body movement in order to provide maximum comfort and guarantee the

high performance and excellent quality with the strict quality control in the process of all

production lines.



Exhibition

World-famous furniture exhibitions. Dawon Chairs is regularly participating 5~6 major international exhibitions every year (Guangzhou, Dubai, Chicago, Shanghai and Koln) to show our new concept and design.





TASK CHAIR / CONTENTS

11	G1 Air	33	X-trans	49	Siren	67	D1
15	G1	35	Vita	53	Warp	69	Sedia
21	Aone	37	Trium	57	Neo	73	Lugar
25	Aone Side	41	Promax	59	Cobi	75	Basso
29	Eco	45	Soul	63	Mate	77	D3

Ergonomic design for human being

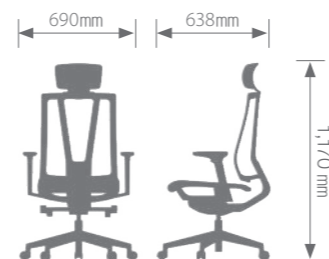
TASK CHAIR



G1 series



G1 AIR



Function / Detail



High elastic air mesh

High elasticity helps to distribute the user's body weight evenly and advanced air permeability keeps fine and comfortable posture.



Lifting backrest support

supports at 3 levels back support to provide the utmost comfortable seating environment.



Ergonomic mesh seat

Ergonomically designed mesh seat provides the user's body keep comfortable and pleasant.

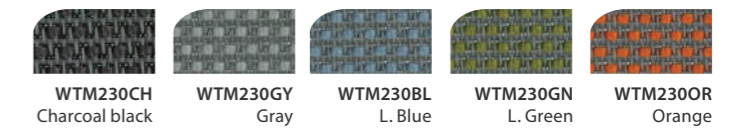
G1 AIR

Color Variation

Headrest (Artificial leather)



Backrest and Seat (Mesh)



Item List



GON 18KAL

- Adjustable headrest
- Lifting backrest support
- Adjustable armrest(3D)
- Seat depth adjustment
- Synchronized tilt
- W690 x D638 x H1170



GON 18KTL

- Adjustable headrest
- Lifting backrest support
- Fixed armrest
- Seat depth adjustment
- Synchronized tilt
- W690 x D638 x H1170



GON18WAL

- Adjustable headrest
- Lifting backrest support
- Adjustable armrest(3D)
- Seat depth adjustment
- Synchronized tilt
- W690 x D638 x H1170



GON18WTL

- Adjustable headrest
- Lifting backrest support
- Fixed armrest
- Seat depth adjustment
- Synchronized tilt
- W690 x D638 x H1170



GON 19KAL

- Lifting backrest support
- Adjustable armrest(3D)
- Seat depth adjustment
- Synchronized tilt
- W690 x D638 x H995



GON 19KTL

- Lifting backrest support
- Fixed armrest
- Seat depth adjustment
- Synchronized tilt
- W690 x D638 x H995



GON19WAL

- Lifting backrest support
- Adjustable armrest(3D)
- Seat depth adjustment
- Synchronized tilt
- W690 x D638 x H995



GON19WTL

- Lifting backrest support
- Fixed armrest
- Seat depth adjustment
- Synchronized tilt
- W690 x D638 x H995



GON18KALH

*option : Coat hanger



GON29KPL

- Lifting backrest support
- 4-leg frame
- Urethane casters
- W595 x D645 x H990



GON18WALH

*option : Coat hanger



GON29WPL

- Lifting backrest support
- 4-leg frame
- Urethane casters
- W595 x D645 x H990



Lifting Backrest Support

The curved shape of the backrest can be adjusted to fit the user's body. The backrest helps user's body keep correct and comfortable posture.



Function / Detail



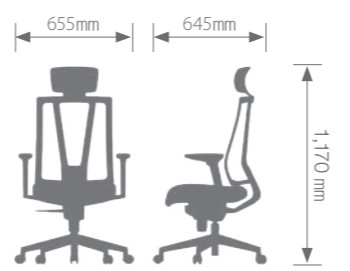
Headrest
Height adjustment

Seat
Seat depth adjustment

Coat hanger
Easy installable coat hanger


Armrest
3D Armrest

G1



G1

Color Variation



Item List



GON 11KAL

- Adjustable headrest
- Lifting backrest support
- Adjustable armrest(3D)
- Seat depth adjustment
- Synchronized tilt
- W655 x D645 x H1170



GON 11KTL

- Adjustable headrest
- Lifting backrest support
- Fixed armrest
- Seat depth adjustment
- Synchronized tilt
- W655 x D645 x H1170



GON 11WAL

- Adjustable headrest
- Lifting backrest support
- Adjustable armrest(3D)
- Seat depth adjustment
- Synchronized tilt
- W655 x D645 x H1170



GON 11WTL

- Adjustable headrest
- Lifting backrest support
- Fixed armrest
- Seat depth adjustment
- Synchronized tilt
- W655 x D645 x H1170



GON 13KAL

- Lifting backrest support
- Adjustable armrest(3D)
- Seat depth adjustment
- Synchronized tilt
- W655 x D645 x H995



GON 13KTL

- Lifting backrest support
- Fixed armrest
- Seat depth adjustment
- Synchronized tilt
- W655 x D645 x H995



GON 13WAL

- Lifting backrest support
- Adjustable armrest(3D)
- Seat depth adjustment
- Synchronized tilt
- W655 x D645 x H995



GON 13WTL

- Lifting backrest support
- Fixed armrest
- Seat depth adjustment
- Synchronized tilt
- W655 x D645 x H995



GON11KALH

- Coat hanger
- Adjustable headrest
- Lifting backrest support
- Adjustable armrest(3D)
- Seat depth adjustment
- Synchronized tilt
- W655 x D720 x H1170



GON 11KTLH

- Coat hanger
- Adjustable headrest
- Lifting backrest support
- Fixed armrest
- Seat depth adjustment
- Synchronized tilt
- W655 x D720 x H1170



GON11WALH

- Coat hanger
- Adjustable headrest
- Lifting backrest support
- Adjustable armrest(3D)
- Seat depth adjustment
- Synchronized tilt
- W655 x D720 x H1170



GON 11WTLH

- Coat hanger
- Adjustable headrest
- Lifting backrest support
- Fixed armrest
- Seat depth adjustment
- Synchronized tilt
- W655 x D720 x H1170



GON 13KALH

- Coat hanger
- Lifting backrest support
- Adjustable armrest(3D)
- Seat depth adjustment
- Synchronized tilt
- W655 x D720 x H1070



GON 13KTLH

- Coat hanger
- Lifting backrest support
- Fixed armrest
- Seat depth adjustment
- Synchronized tilt
- W655 x D720 x H1070



GON 13WALH

- Coat hanger
- Lifting backrest support
- Adjustable armrest(3D)
- Seat depth adjustment
- Synchronized tilt
- W655 x D720 x H1070



GON 13WTLH

- Coat hanger
- Lifting backrest support
- Fixed armrest
- Seat depth adjustment
- Synchronized tilt
- W655 x D720 x H1070



GON 23KPL

- Lifting backrest support
- 4-leg frame
- Urethane casters
- W595 x D645 x H990



GON 23WPL

- Lifting backrest support
- 4-leg frame
- Urethane casters
- W595 x D645 x H990



Aone series



Function / Detail



Headrest
Height adjustment



Lumbar support
Height adjustment / Flexible pad



Armrest
3D adjustment



Seat
Sliding seat



Coat hanger
Easy installable coat hanger



Synchronized tilt
DONATI mechanism

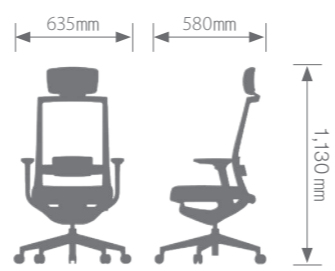


Seat cover change



Base
Aluminum base (optional)

Aone



Aone

Color Variation



Item List



AON 11KAL

- Adjustable headrest
- Lumbar support
- Adjustable armrest (3D)
- Seat depth adjustment
- Synchronized tilt (DONATI)
- W635 x D580 x H1130



AON 11KTL

- Adjustable headrest
- Lumbar support
- Fixed armrest
- Seat depth adjustment
- Synchronized tilt (DONATI)
- W635 x D580 x H1130



AON 11WAL

- Adjustable headrest
- Lumbar support
- Adjustable armrest (3D)
- Seat depth adjustment
- Synchronized tilt (DONATI)
- W635 x D580 x H1130



AON 11WTL

- Adjustable headrest
- Lumbar support
- Fixed armrest
- Seat depth adjustment
- Synchronized tilt (DONATI)
- W635 x D580 x H1130



AON 13KAL

- Lumbar support
- Adjustable armrest (3D)
- Seat depth adjustment
- Synchronized tilt (DONATI)
- W635 x D580 x H955



AON 13KTL

- Lumbar support
- Fixed armrest
- Seat depth adjustment
- Synchronized tilt (DONATI)
- W635 x D580 x H955



AON 13WAL

- Lumbar support
- Adjustable armrest (3D)
- Seat depth adjustment
- Synchronized tilt (DONATI)
- W635 x D580 x H955



AON 13WTL

- Lumbar support
- Fixed armrest
- Seat depth adjustment
- Synchronized tilt (DONATI)
- W635 x D580 x H955



AON 11KAN

- Adjustable headrest
- Adjustable armrest (3D)
- Seat depth adjustment
- Synchronized tilt (DONATI)
- W635 x D580 x H1130



AON 11KTN

- Adjustable headrest
- Fixed armrest
- Seat depth adjustment
- Synchronized tilt (DONATI)
- W635 x D580 x H1130



AON 11WAN

- Adjustable headrest
- Adjustable armrest (3D)
- Seat depth adjustment
- Synchronized tilt (DONATI)
- W635 x D580 x H1130



AON 11WTN

- Adjustable headrest
- Fixed armrest
- Seat depth adjustment
- Synchronized tilt (DONATI)
- W635 x D580 x H1130



AON 13KAN

- Adjustable armrest (3D)
- Seat depth adjustment
- Synchronized tilt (DONATI)
- W635 x D580 x H955



AON 13KTN

- Fixed armrest
- Seat depth adjustment
- Synchronized tilt (DONATI)
- Fixed armrest
- W635 x D580 x H955



AON 13WAN

- Adjustable armrest (3D)
- Seat depth adjustment
- Synchronized tilt (DONATI)
- W635 x D580 x H955



AON 13WTN

- Fixed armrest
- Seat depth adjustment
- Synchronized tilt (DONATI)
- Fixed armrest
- W635 x D580 x H955



Function / Detail



Weight controlled mechanism
Auto weight controlled mechanism



Ergonomic backrest
Elastic plastic and well-fitting performance



Backrest finish change
Easy install and changeable backrest pad



Mesh
High permeability and elastic mesh

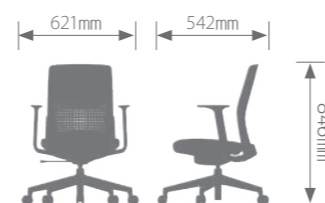


Armrest
FIXED / 3D armrest



Base
AO base

Aone SIDE



Aone SIDE

Color Variation



Item List



AOS14KANM

- Mesh backrest
- Adjustable armrest (3D)
- Weight controlled mechanism
- W621 x D542 x H846



AOS14KTNM

- Mesh backrest
- Fixed armrest
- Weight controlled mechanism
- W621 x D542 x H846



AOS14WANM

- Mesh backrest
- Adjustable armrest (3D)
- Weight controlled mechanism
- W621 x D542 x H846



AOS14WTNM

- Mesh backrest
- Fixed armrest
- Weight controlled mechanism
- W621 x D542 x H846



AOS14KANP

- Plastic backrest
- Adjustable armrest (3D)
- Weight controlled mechanism
- W621 x D542 x H846



AOS14KTNP

- Plastic backrest
- Fixed armrest
- Weight controlled mechanism
- W621 x D542 x H846



AOS14WANP

- Plastic backrest
- Adjustable armrest (3D)
- Weight controlled mechanism
- W621 x D542 x H846



AOS14WTNP

- Plastic backrest
- Fixed armrest
- Weight controlled mechanism
- W621 x D542 x H846



AOS14KANF

- Padding backrest
- Adjustable armrest (3D)
- Weight controlled mechanism
- W621 x D542 x H846



AOS14KTNF

- Padding backrest
- Fixed armrest
- Weight controlled mechanism
- W621 x D542 x H846



AOS14WANF

- Padding backrest
- Adjustable armrest (3D)
- Weight controlled mechanism
- W621 x D542 x H846

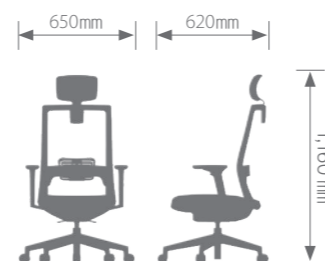


AOS14WTNF

- Padding backrest
- Fixed armrest
- Weight controlled mechanism
- W621 x D542 x H846



ECO




Function / Detail



Headrest
Height adjustment



Lumbar support
Height adjustment / Flexible pad




Armrest
FIXED / 3D armrest



















Base
ED large base

ECO

Color Variation



Item List

	<p>ECO11KAL</p> <ul style="list-style-type: none"> • Adjustable headrest • Lumbar support • Adjustable armrest (3D) • Seat depth adjustment • Weight controlled mechanism • W650 x D620 x H1160 		<p>ECO11KTL</p> <ul style="list-style-type: none"> • Adjustable headrest • Lumbar support • Fixed armrest • Seat depth adjustment • Weight controlled mechanism • W635 x D620 x H1160 		<p>ECO11WAL</p> <ul style="list-style-type: none"> • Adjustable headrest • Lumbar support • Adjustable armrest (3D) • Seat depth adjustment • Weight controlled mechanism • W650 x D620 x H1160 		<p>ECO11WTL</p> <ul style="list-style-type: none"> • Adjustable headrest • Lumbar support • Fixed armrest • Seat depth adjustment • Weight controlled mechanism • W635 x D620 x H1160
	<p>ECO13KAL</p> <ul style="list-style-type: none"> • Lumbar support • Adjustable armrest (3D) • Seat depth adjustment • Weight controlled mechanism • W650 x D620 x H955 		<p>ECO13KTL</p> <ul style="list-style-type: none"> • Lumbar support • Fixed armrest • Seat depth adjustment • Weight controlled mechanism • W635 x D620 x H955 		<p>ECO13WAL</p> <ul style="list-style-type: none"> • Lumbar support • Adjustable armrest (3D) • Seat depth adjustment • Weight controlled mechanism • W650 x D620 x H955 		<p>ECO13WTL</p> <ul style="list-style-type: none"> • Lumbar support • Fixed armrest • Seat depth adjustment • Weight controlled mechanism • W635 x D620 x H955
	<p>ECO11KAN</p> <ul style="list-style-type: none"> • Adjustable headrest • Adjustable armrest (3D) • Seat depth adjustment • Weight controlled mechanism • W650 x D620 x H1160 		<p>ECO11KTN</p> <ul style="list-style-type: none"> • Adjustable headrest • Fixed armrest • Seat depth adjustment • Weight controlled mechanism • W635 x D620 x H1160 		<p>ECO11WAN</p> <ul style="list-style-type: none"> • Adjustable headrest • Adjustable armrest (3D) • Seat depth adjustment • Weight controlled mechanism • W650 x D620 x H1160 		<p>ECO11WTN</p> <ul style="list-style-type: none"> • Adjustable headrest • Fixed armrest • Seat depth adjustment • Weight controlled mechanism • W635 x D620 x H1160
	<p>ECO13KAN</p> <ul style="list-style-type: none"> • Adjustable armrest (3D) • Seat depth adjustment • Weight controlled mechanism • W650 x D620 x H955 		<p>ECO13KTN</p> <ul style="list-style-type: none"> • Fixed armrest • Seat depth adjustment • Weight controlled mechanism • W635 x D620 x H955 		<p>ECO13WAN</p> <ul style="list-style-type: none"> • Adjustable armrest (3D) • Seat depth adjustment • Weight controlled mechanism • W650 x D620 x H955 		<p>ECO13WTN</p> <ul style="list-style-type: none"> • Fixed armrest • Seat depth adjustment • Weight controlled mechanism • W635 x D620 x H955



Item List



XTR11KAL

- Adjustable headrest
- Lumbar support
- Chromed adjustable armrest (4D)
- Seat depth adjustment
- Front seat angle adjustment
- Weight controlled mechanism
- Aluminum base
- W610 x D625 x H1235



XTR11WAL

- Adjustable headrest
- Lumbar support
- Chromed adjustable armrest (4D)
- Seat depth adjustment
- Front seat angle adjustment
- Weight controlled mechanism
- Aluminum base
- W610 x D625 x H1235



XTR13KAL

- Lumbar support
- Chromed adjustable armrest (4D)
- Seat depth adjustment
- Front seat angle adjustment
- Weight controlled mechanism
- Aluminum base
- W610 x D625 x H1035



XTR13WAL

- Lumbar support
- Chromed adjustable armrest (4D)
- Seat depth adjustment
- Front seat angle adjustment
- Weight controlled mechanism
- Aluminum base
- W610 x D625 x H1035



XTR11KAL

- Lumbar support
- Adjustable headrest
- Plastic adjustable armrest (4D)
- Seat depth adjustment
- Front seat angle adjustment
- Weight controlled mechanism
- W610 x D625 x H1235



XTR11WAL

- Lumbar support
- Adjustable headrest
- Plastic adjustable armrest (4D)
- Seat depth adjustment
- Front seat angle adjustment
- Weight controlled mechanism
- W610 x D625 x H1235



XTR13KAL

- Lumbar support
- Plastic adjustable armrest (4D)
- Seat depth adjustment
- Front seat angle adjustment
- Weight controlled mechanism
- W610 x D625 x H1035



XTR13WAL

- Lumbar support
- Plastic adjustable armrest (4D)
- Seat depth adjustment
- Front seat angle adjustment
- Weight controlled mechanism
- W610 x D625 x H1035



Martin Ballendat

Martin Ballendat is one of the famous chair designer who awarded over 100 award in RedDot, IF etc. He is collaborating with many major chair manufacturer over the world and Dawon is one of the partner.

Function / Detail



Headrest
Angle adjustment / Height adjustment



Lumbar support
Height Adjustment



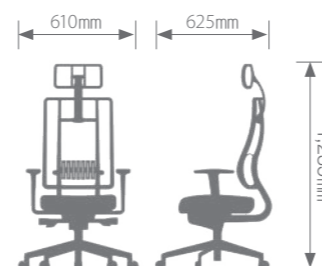
4D armrest
Multi adjustable



Seat
Seat Depth Adjustment / Front seat angle adjustment

X-TRANS

Ballendat





Item List



VIT11KAL

- Adjustable headrest
- Lumbar support
- Adjustable armrest (3D)
- Synchronized tilt
- W645 x D550 x H1160



VIT11WAL

- Adjustable headrest
- Lumbar support
- Adjustable armrest (3D)
- Synchronized tilt
- W645 x D550 x H1160



VIT13KAL

- Lumbar support
- Adjustable armrest (3D)
- Synchronized tilt
- W645 x D550 x H985



VIT13WAL

- Lumbar support
- Adjustable armrest (3D)
- Synchronized tilt
- W645 x D550 x H985



VIT11KTN

- Adjustable headrest
- Fixed armrest
- Synchronized tilt
- W645 x D550 x H1160



VIT11WTN

- Adjustable headrest
- Fixed armrest
- Synchronized tilt
- W645 x D550 x H1160



VIT13KTN

- Fixed armrest
- Synchronized tilt
- W645 x D550 x H985



VIT13WTN

- Fixed armrest
- Synchronized tilt
- W645 x D550 x H985

Function / Detail



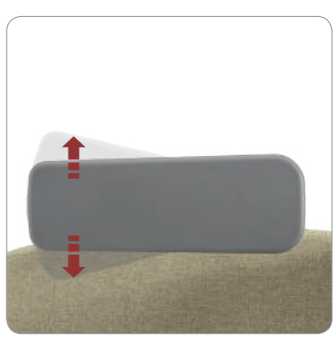
Headrest
Height adjustment



Lumbar support
Height adjustment

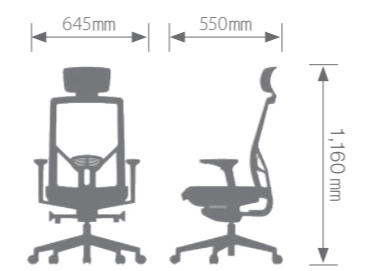


3D armrest
Height adjustment



3D armrest
Pivot adjustment

VITA





Smart Lumbar Fit System

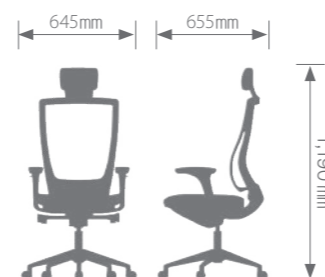
The degree of the curve in the backrest is simply controlled by the smart dial which provides a body-fit contoured back support



3D Synchronized Tilt Mechanism

3D synchronized tilt mechanism operates 4-locking positions, easy controlling tension adjustment and seat sliding function


TRIUM



Function / Detail



Headrest
Height adjustable headrest



3D Armrest
Multi-adjustable armrest



Sliding seat
Seat depth adjustment



Base
Aluminum base (Optional)

TRIUM

Color Variation



Item List



TRI 11KALM

- Adjustable headrest
- Mesh back
- Smart lumbar fit system
- Adjustable armrest(3D)
- Seat depth adjustment
- Synchronized tilt
- W645 x D655 x H1190



TRI 11KALF

- Adjustable headrest
- Padding back
- Smart lumbar fit system
- Adjustable armrest(3D)
- Seat depth adjustment
- Synchronized tilt
- W645 x D655 x H1190



TRI 11WALM

- Adjustable headrest
- Mesh back
- Smart lumbar fit system
- Adjustable armrest(3D)
- Seat depth adjustment
- Synchronized tilt
- W645 x D655 x H1190



TRI 11WALF

- Adjustable headrest
- Padding back
- Smart lumbar fit system
- Adjustable armrest(3D)
- Seat depth adjustment
- Synchronized tilt
- W645 x D655 x H1190



TRI 13KALM

- Mesh back
- Smart lumbar fit system
- Adjustable armrest(3D)
- Seat depth adjustment
- Synchronized tilt
- W645 x D655 x H1015



TRI 13KALF

- Padding back
- Smart lumbar fit system
- Adjustable armrest(3D)
- Seat depth adjustment
- Synchronized tilt
- W645 x D655 x H1015



TRI 13WALM

- Mesh back
- Smart lumbar fit system
- Adjustable armrest(3D)
- Seat depth adjustment
- Synchronized tilt
- W645 x D655 x H1015



TRI 13WALF

- Padding back
- Smart lumbar fit system
- Adjustable armrest(3D)
- Seat depth adjustment
- Synchronized tilt
- W645 x D655 x H1015



TRI 23KTLM

- Mesh back
- Smart lumbar fit system
- Fixed armrest
- Cantilever frame
- Glides
- W615 x D675 x H1035



TRI 23KTFL

- Padding back
- Smart lumbar fit system
- Fixed armrest
- Cantilever frame
- Glides
- W615 x D675 x H1035



TRI 23WTLM

- Mesh back
- Smart lumbar fit system
- Fixed armrest
- Cantilever frame
- Glides
- W615 x D675 x H1035



TRI 23WTFL

- Padding back
- Smart lumbar fit system
- Fixed armrest
- Cantilever frame
- Glides
- W615 x D675 x H1035



Reflex backrest

Unique reflex backrest designed to support both bilateral movements



Function / Detail




Headrest
Height adjustment



Unique reflex backrest



Armrest
3D adjustable



Sliding seat

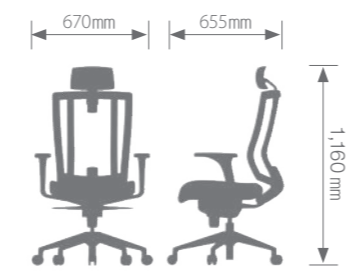


Mechanism
Synchronized tilt / Sliding seat



Base
Aluminum base (Optional)

PROMAX



PROMAX

Color Variation



Item List



PMX 11KALM

- Adjustable headrest
- Mesh back
- Unique reflex backrest
- Adjustable armrest(3D)
- Seat depth adjustment
- Synchronized tilt
- W670 x D655 x H1160



PMX 11KTLF

- Adjustable headrest
- Padding back
- Unique reflex backrest
- Fixed armrest
- Seat depth adjustment
- Synchronized tilt
- W620 x D655 x H1160



PMX 11WALM

- Adjustable headrest
- Mesh back
- Unique reflex backrest
- Adjustable armrest(3D)
- Seat depth adjustment
- Synchronized tilt
- W675 x D640 x H1165



PMX 23WPLM

- Mesh back
- Unique reflex backrest
- Fixed armrest
- Cantilever frame
- Glides
- W590x D635 x H1005



PMX 13KALM

- Mesh back
- Unique reflex backrest
- Adjustable armrest(3D)
- Seat depth adjustment
- Synchronized tilt
- W670 x D655 x H1005



PMX 13KTLF

- Padding back
- Unique reflex backrest
- Fixed armrest
- Seat depth adjustment
- Synchronized tilt
- W620 x D655 x H1005



PMX 13WALM

- Mesh back
- Unique reflex backrest
- Adjustable armrest(3D)
- Seat depth adjustment
- Synchronized tilt
- W675 x D640 x H1010



PMX 23KPLM

- Mesh back
- Unique reflex backrest
- Fixed armrest
- Cantilever frame
- Glides
- W590 x D635 x H1005



PMX 23KPLF

- Padding back
- Unique reflex backrest
- Fixed armrest
- Cantilever frame
- Glides
- W590 x D635 x H1005



Function / Detail



Headrest
Full meshed headrest
Upholstered headrest



Lumbar support
Fixed dial type
Individual tension adj. type



Armrest
3D armrest / Fixed armrest




Tilt mechanism
3-lock Knee-tilt mechanism /
Weight controlled mechanism



Tilt mechanism
Self weight-adjusting synchronized
mechanism



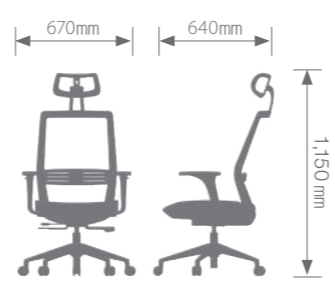
Various Locking
Various locking position & seat slide



Headrest Height Adjustment
Active headrest in 3D dynamic
movement headrest



Base
Aluminum base (Optional)



SOUL

SOUL

Color Variation



Item List



SOL 11KAL
 • Adjustable mesh headrest
 • Dial type lumbar support
 • Adjustable armrest(3D)
 • Seat depth adjustment
 • W670 x D640 x H1150



SOL 11KTL
 • Adjustable mesh headrest
 • Dial type lumbar support
 • Fixed armrest
 • Seat depth adjustment
 • W640 x D640 x H1150



SOL 11WAL
 • Adjustable mesh headrest
 • Dial type lumbar support
 • Adjustable armrest(3D)
 • Seat depth adjustment
 • W670 x D640 x H1150



SOL 11WTL
 • Adjustable mesh headrest
 • Dial type lumbar support
 • Fixed armrest
 • Seat depth adjustment
 • W640 x D640 x H1150



SOL 17KAU
 • Adjustable PU foam headrest
 • Individual tension
 • Adjustable armrest(3D)
 • Seat depth adjustment
 • W670 x D640 x H1125



SOL 17KTU
 • Adjustable PU foam headrest
 • Individual tension
 • Fixed armrest
 • Seat depth adjustment
 • W640 x D640 x H1150



SOL 17WAL
 • Adjustable PU foam headrest
 • Individual tension
 • Adjustable armrest(3D)
 • Seat depth adjustment
 • W670 x D640 x H1125



SOL 17WTL
 • Adjustable PU foam headrest
 • Individual tension
 • Fixed armrest
 • Seat depth adjustment
 • W640 x D640 x H1150



SOL 13KAL
 • Dial type lumbar support
 • Adjustable armrest(3D)
 • Seat depth adjustment
 • W670 x D640 x H965



SOL 13KTL
 • Dial type lumbar support
 • Fixed armrest
 • Seat depth adjustment
 • W640 x D615 x H965



SOL 13WAL
 • Dial type lumbar support
 • Adjustable armrest(3D)
 • Seat depth adjustment
 • W670 x D640 x H965



SOL 13WTL
 • Dial type lumbar support
 • Fixed armrest
 • Seat depth adjustment
 • W640 x D615 x H965



SOL 13KAU
 • Individual tension
 • Adjustable armrest
 • Seat depth adjustment
 • W670 x D615 x H965



SOL 13KTU
 • Individual tension
 • Fixed armrest
 • Seat depth adjustment
 • W640 x D615 x H965



SOL 13WAL
 • Individual tension
 • Adjustable armrest
 • Seat depth adjustment
 • W670 x D615 x H965



SOL 13WTL
 • Individual tension
 • Fixed armrest
 • Seat depth adjustment
 • W640 x D615 x H965



Function / Detail



Headrest
Height adjustment



Coat hanger
Optional choice for coat hanger



Armrest
3D armrest / Fixed armrest



Mesh seat



Sliding seat



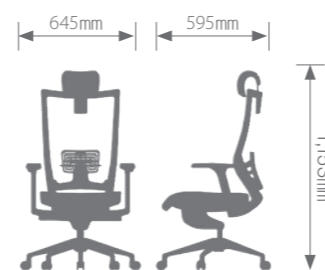
Adjustable lumbar support



Base
ED large base



Base
Aluminum base



SIREN

SIREN

Color Variation



Item List



SRN 18KAL

- Adjustable headrest
- Lumbar support
- Adjustable armrest(3D)
- Seat mesh
- Seat depth adjustment
- Synchronized tilt
- Aluminum diecasting base
- **W645 x D595 x H1153**



SRN 11KAL

- Adjustable headrest
- Lumbar support
- Adjustable armrest(3D)
- Seat depth adjustment
- Synchronized tilt
- ED base
- **W645 x D595 x H1153**



SRN18WAL

- Adjustable headrest
- Lumbar support
- Adjustable armrest(3D)
- Seat mesh
- Seat depth adjustment
- Synchronized tilt
- Aluminum diecasting base
- **W645 x D595 x H1153**



SRN 11WAL

- Adjustable headrest
- Lumbar support
- Adjustable armrest(3D)
- Seat depth adjustment
- Synchronized tilt
- ED base
- **W645 x D595 x H1153**



SRN 19KAL

- Lumbar support
- Adjustable armrest(3D)
- Seat mesh
- Seat depth adjustment
- Synchronized tilt
- Fixed armrest
- Aluminum diecasting base
- **W645 x D595 x H1055**



SRN 13KAL

- Lumbar support
- Adjustable armrest(3D)
- Seat depth adjustment
- Synchronized tilt
- ED base
- **W645 x D595 x H1055**



SRN 19WAL

- Lumbar support
- Adjustable armrest(3D)
- Seat mesh
- Seat depth adjust
- Synchronized tilt
- Fixed armrest
- Aluminum diecasting base
- **W645 x D595 x H1055**



SRN 13WAL

- Lumbar support
- Adjustable armrest(3D)
- Seat depth adjustment
- Synchronized tilt
- ED base
- **W645 x D595 x H1055**



SRN 23KPL

- Lumbar support
- Urethane armrest
- Cantilever frame
- Glides
- **W580 x D645 x H1055**



Function / Detail




Headrest
Height adjustment



Coat hanger
Optional choice for coat hanger



Armrest
Adjustable armrest



Armrest
Fixed armrest



Sliding seat



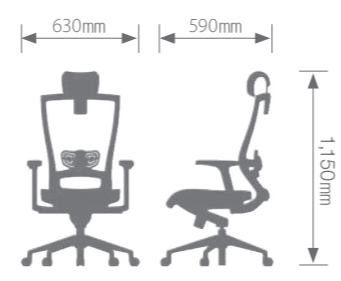
Synchronized tilting



Mesh seat
Excellent air-permeability and the great elasticity



Lumbar support
Height adjustment



WARP

WARP

Color Variation



Item List



WAR 18KALH

- Adjustable headrest
- Lumbar support
- Adjustable armrest(3D)
- Mesh seat
- Seat depth adjustment
- Synchronized tilt
- Coat hanger(optional)
- **W630 x D590 x H1150**



WAR 11KALH

- Adjustable headrest
- Lumbar support
- Adjustable armrest(3D)
- Seat depth adjustment
- Synchronized tilt
- Coat hanger(optional)
- **W630 x D590 x H1150**



WAR 18WALH

- Adjustable headrest
- Lumbar support
- Adjustable armrest(3D)
- Mesh seat
- Seat depth adjustment
- Synchronized tilt
- Coat hanger(optional)
- **W630 x D590 x H1150**



WAR 11WALH

- Adjustable headrest
- Lumbar support
- Adjustable armrest(3D)
- Seat depth adjustment
- Synchronized tilt
- Coat hanger(optional)
- **W630 x D590 x H1150**



WAR 19KAL

- Lumbar support
- Adjustable armrest(3D)
- Mesh seat
- Seat depth adjustment
- Synchronized tilt
- **W630 x D590 x H1020**



WAR 13KAL

- Lumbar support
- Adjustable armrest(3D)
- Seat depth adjustment
- Synchronized tilt
- **W630 x D590 x H1020**



WAR 19WAL

- Lumbar support
- Adjustable armrest(3D)
- Mesh seat
- Seat depth adjustment
- Synchronized tilt
- Coat hanger(optional)
- **W630 x D590 x H1020**



WAR 13WAL

- Lumbar support
- Adjustable armrest(3D)
- Seat depth adjustment
- Synchronized tilt
- **W630 x D590 x H1020**



Item List



NEO 11KAL

- Adjustable mesh headrest
- Adjustable lumbar support
- Adjustable armrest
- Any-lock tilt
- W590 x D615 x H1180



NEO 11LAL

- Adjustable mesh headrest
- Adjustable lumbar support
- Adjustable armrest
- Any-lock tilt
- W590 x D615 x H1180



NEO 13KAL

- Adjustable lumbar support
- Adjustable armrest
- Any-lock tilt
- W590 x D600 x H990



NEO 13LAL

- Adjustable lumbar support
- Adjustable armrest
- Any-lock tilt
- W590 x D600 x H990



NEO 11KTN

- Adjustable mesh headrest
- Fixed armrest
- Any-lock tilt
- W620 x D615 x H1180



NEO 11LTN

- Adjustable mesh headrest
- Fixed armrest
- Any-lock tilt
- W620 x D615 x H1180



NEO 13KTN

- Fixed armrest
- Any-lock tilt
- W620 x D600 x H990



NEO 13LTN

- Fixed armrest
- Any-lock tilt
- W620 x D600 x H990


Function / Detail



Auto-restoring headrest



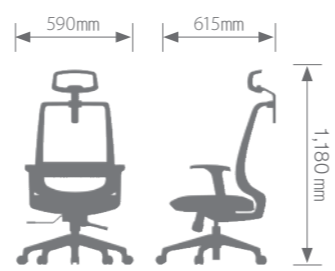
Adjustable lumbar support



Armrest
Adjustable armrest / Fixed armrest



Any-lock tilt



NEO



Function / Detail



One-touch headrest
User can easily mount or dismount the one-touch headrest on purpose



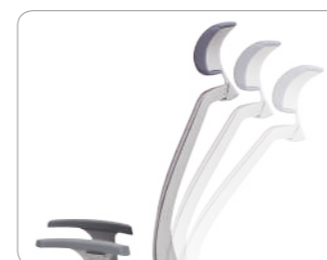
Lumbar support
Easy removable and elastic lumbar strings support user's lumbar vertebrae ideally



Armrest
2D armrest



Armrest
Fixed armrest



Simple lock tilting
Free tilting and upright position available



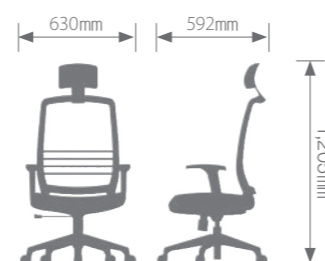
Mechanism
Simple-lock tilt



Mechanism
Any-lock tilt



Base
ED mid base/JD mid base




COBI


COBI

Color Variation


Headrest (Artificial leather)



Backrest (Mesh)



Seat (Fabric)



Item List



COB11KAL

- Headrest
- High back
- Lumbar support
- Adjustable armrest
- Simple lock tilt
- ED mid base
- W630 x D592 x H1205



COB13KAL

- High back
- Lumbar support
- Adjustable armrest
- Simple lock tilt
- ED mid base
- W630 x D557 x H1025



COB11LAL

- Headrest
- High back
- Lumbar support
- Adjustable armrest
- Simple lock tilt
- ED mid base
- W630 x D592 x H1205



COB13LAL

- High back
- Lumbar support
- Adjustable armrest
- Simple lock tilt
- ED mid base
- W630 x D557 x H1025



COB14KAL

- Low back
- Lumbar support
- Adjustable armrest
- Simple lock tilt
- ED mid base
- W630 x D540 x H935



COB24KAL

- Low back
- Lumbar support
- Adjustable armrest
- Cantilever frame
- Glides
- W640 x D540 x H945



COB14LAL

- Low back
- Lumbar support
- Adjustable armrest
- Simple lock tilt
- ED mid base
- W630 x D540 x H935



COB24LAL

- Low back
- Lumbar support
- Adjustable armrest
- Cantilever frame
- Glides
- W640 x D540 x H945



COB11KAN

- Headrest
- High back
- Adjustable armrest
- Simple lock tilt
- JD mid base
- W640 x D592 x H1205



COB13KAN

- High back
- Adjustable armrest
- Simple lock tilt
- Fixed armrest
- JD mid base
- W640 x D557 x H1125



COB11LAN

- Headrest
- High back
- Adjustable armrest
- Simple lock tilt
- ED mid base
- W630 x D592 x H1205



COB13LAN

- High back
- Adjustable armrest
- Simple lock tilt
- ED mid base
- W630 x D557 x H1025



COB14KAN

- Low back
- Adjustable armrest
- Simple lock tilt
- JD mid base
- W640 x D540 x H935



COB24KAN

- Low back
- Adjustable armrest
- Cantilever frame
- Glides
- W640 x D540 x H945



COB14LAN

- Low back
- Adjustable armrest
- Simple lock tilt
- ED mid base
- W630 x D540 x H935

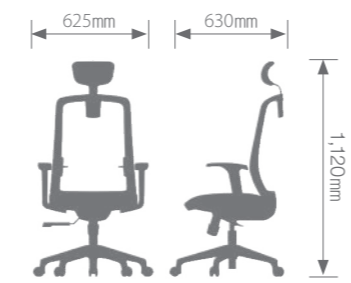


COB24LAN

- Low back
- Adjustable armrest
- Cantilever frame
- Glides
- W640 x D540 x H945



MATE



Function / Detail




Headrest
Height adjustment



Lumbar support
Individual tension adjustment /
Fixed shell pad




Armrest
Height adjustment / Fixed type



Tilt mechanism
3-locking position /
Sliding mechanism

MATE

Color Variation



Item List



MTE 01KAL

- Headrest
- Lumbar support
- Adjustable armrest
- ED mid base
- W625 x D630 x H1120



MTE 01KTL

- Headrest
- Lumbar support
- Fixed armrest
- ED mid base
- W625 x D630 x H1120



MTE 01WAU

- Headrest
- Lumbar support
- Adjustable armrest
- ED mid base
- W625 x D630 x H1120



MTE 01WTU

- Headrest
- Lumbar support
- Fixed armrest
- ED mid base
- W625 x D630 x H1120



MTE 03KAL

- Lumbar support
- Adjustable armrest
- ED mid base
- W625 x D605 x H960



MTE 03KTL

- Lumbar support
- Fixed armrest
- ED mid base
- W625 x D605 x H960



MTE 03WAU

- Lumbar support
- Adjustable armrest
- ED mid base
- W625 x D605 x H960



MTE 03WTU

- Lumbar support
- Fixed armrest
- ED mid base
- W625 x D605 x H960



MTE 04KAL

- Low back
- Lumbar support
- Adjustable armrest
- ED mid base
- W625 x D575 x H870



MTE 04KTL

- Low back
- Fixed armrest
- ED mid base
- W625 x D575 x H870



MTE 04WAU

- Low back
- Lumbar support
- Adjustable armrest
- ED mid base
- W625 x D575 x H870



MTE 04WTU

- Low back
- Fixed armrest
- ED mid base
- W625 x D575 x H870



MTE 24KPL

- Conference chair
- Lumbar support
- W595 x D580 x H900



MTE 24WPU

- Conference chair
- Lumbar support
- W595 x D580 x H900



Item List



DEW 13KPN

- Low back
- Fixed armrest
- Height adjustable
- ED large base
- W600 x D580 x H921



DEW 13WPN

- Low back
- Fixed armrest
- Height adjustable
- ED large base
- W600 x D580 x H921



DEW 23KPN

- Low back
- Cantilever frame
- Glides
- W600 x D601 x H910



DEW 23WPN

- Low back
- Cantilever frame
- Glides
- W600 x D601 x H910



DEW 13KTN

- Low back
- Fixed armrest
- Simple lock tilt
- JD mid base
- W636 x D569 x H913

D1



Function / Detail



Mechanism

Height adjustable tilt / Simple-lock tilt

Armrest

Embodied fixed armrest / T-shape fixed armrest

Base

ED large base

Base

JD mid base



Function / Detail



Headrest
Height adjustment



Armrest
Height adjustable




Armrest
Forward & backward



Armrest
Left & right



Armrest
Fixed armrest



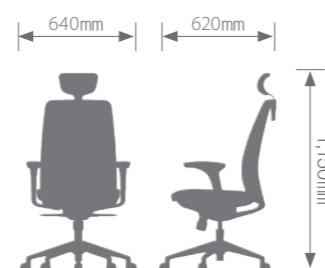
Synchronized tilting
4 different locking position



Mechanism
Synchronized tilt / Any-lock tilt



SEDIA



SEDIA

Color Variation

Headrest (Artificial leather)



ILA210BK Black
ILA210GY Gray

Seat (Fabric)



WT805 Black
WT804 Blue
WT815 Orange
WT830 Green
WT871 Red
WT872 D. Gray

Item List



SDA 11KAN

- Adjustable headrest
- Adjustable armrest(3D)
- Synchronized tilt
- W640 x D620 x H1150



SDA 11KTN

- Adjustable headrest
- Fixed armrest
- Synchronized tilt
- W640 x D620 x H1150



SDA 11WAN

- Adjustable headrest
- Adjustable armrest(3D)
- Synchronized tilt
- W640 x D620 x H1150



SDA 11WTN

- Adjustable headrest
- Fixed armrest
- Synchronized tilt
- W640 x D620 x H1150



SDA 13KAN

- Adjustable armrest(3D)
- Synchronized tilt
- W640 x D620 x H1000



SDA 13KTN

- Fixed armrest
- Synchronized tilt
- W640 x D620 x H1000



SDA 13WAN

- Adjustable armrest(3D)
- Synchronized tilt
- W640 x D620 x H1000



SDA 13WTN

- Fixed armrest
- Synchronized tilt
- W640 x D620 x H1000



SDA 23KAN

- Cantilever frame
- Adjustable armrest(3D)
- Glides
- W640 x D650 x H1040



SDA 23KTN

- Cantilever frame
- Fixed armrest
- Glides
- W640 x D650 x H1040



SDA 23WAN

- Cantilever frame
- Adjustable armrest(3D)
- Glides
- W640 x D650 x H1040



SDA 23WTN

- Cantilever frame
- Fixed armrest
- Glides
- W640 x D650 x H1040



Item List



LUG 11KAN
 • Adjustable headrest
 • Adjustable armrest(3D)
 • Synchronized tilt
 • W645 x D620 x H1150



LUG 11KTN
 • Adjustable headrest
 • Fixed armrest
 • Synchronized tilt
 • W645 x D650 x H1150



LUG 13KAN
 • Adjustable armrest(3D)
 • Synchronized tilt
 • W645 x D620 x H1000



LUG 13KTN
 • Fixed armrest
 • Synchronized tilt
 • W645 x D650 x H1000




LUG 23KAN
 • Cantiliver frame
 • Adjustable armrest(3D)
 • Glides
 • W645 x D650 x H1140




LUG 23KTN
 • Cantiliver frame
 • Fixed armrest
 • Glides
 • W645 x D650 x H1040

Function / Detail



Headrest
Height adjustment



Synchronized tilting
Synchronized tilt mechanism

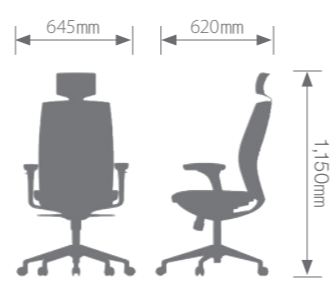


Mechanism
Synchronized tilt / Any-lock tilt



Armrest
3D armrest / Fixed armrest

LUGAR





Item List



BAS 12KTN

- High back
- Artificial / Genuine leather
- ED large base
- W670 x D590 x H1110

Function / Detail



Synchronized tilting
Synchronized mechanism



Polished steel armrest

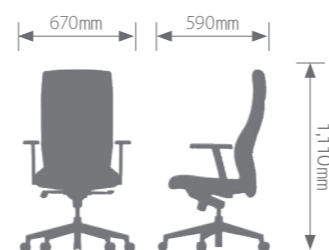


Base
ED large base



Base
Aluminum base

BASSO





Item List



DTR 11KPL

- Adjustable headrest
- Fixed armrest
- Lumbar support
- JD mid base
- Urethane caster
- W587 x D620 x H1180



DTR 11KPN

- Adjustable headrest
- Fixed armrest
- JD mid base
- Urethane caster
- W587 x D620 x H1180



DTR 13KPL

- Low back
- Fixed armrest
- JD mid base
- Urethane caster
- W587 x D605 x H1005



DTR 13KPN

- Fixed armrest
- JD mid base
- Urethane caster
- W587 x D605 x H1005



DTR 14KPL

- Low back
- Lumbar support
- Fixed armrest
- JD mid base
- Urethane caster
- W587 x D605 x H940



DTR 14KPN

- Low back
- Fixed armrest
- JD mid base
- Urethane caster
- W587 x D605 x H940

Function / Detail



Headrest
Easy to assemble



Armrest & lumbar support
Fixed armrest /
Height adjustable lumbar support

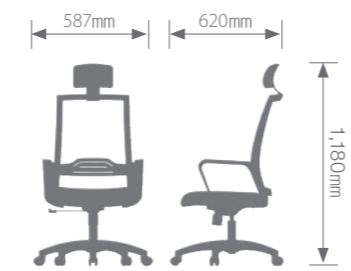


Tilt mechanism
Height adjustment, simple lock tilt



Base
ED mid base / JD mid base

D3





new communication proposed by **DAWON CHAIRS**

MULTI CHAIR

MULTI CHAIR / CONTENTS

81	Flip	89	Matic	97	Sign
83	D10 Air	91	Swing	99	Erica
85	D10	93	Fly	101	Kanoo
87	Clark	95	Duke	102	Spin



Item List

FLP36KPNP

- Plastic backrest
- Fixed arms with torsion tilt
- Folding / Nesting seat
- W615 x D550 x H903



FLP36WPNP

- Plastic backrest
- Fixed arms with torsion tilt
- Folding / Nesting seat
- W615 x D550 x H903



FLP36KPNM

- Mesh backrest
- Fixed arms with torsion tilt
- Folding / Nesting seat
- W615 x D550 x H903



FLP36WPNM


- Mesh backrest
- Fixed arms with torsion tilt
- Folding / Nesting seat
- W615 x D550 x H903



Function / Detail




Torsion tension with arm



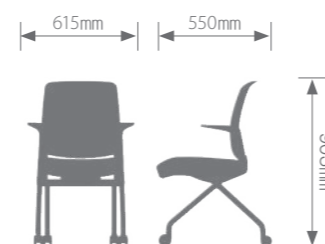
Shell type/ Mesh type



Nesting / Folding



Removable back cover in various color options



FLIP



Item List

DTN39WPN

- Self pivoting backrest
- Foldable mesh seat
- Fixed armrest
- Caster / Glides
- W590 x D545 x H850



DTN39KPN


- Self pivoting backrest
- Foldable mesh seat
- Fixed armrest
- Caster / Glides
- W590 x D545 x H850



Function / Detail




Backrest tilting function



Fixed armrest

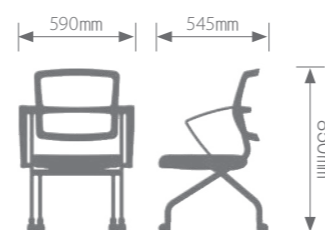


Seat folding & nesting



Mesh seat

D10 AIR





Item List



DTN 34WPN
 • Self pivoting backrest
 • Folding seat
 • Fixed Armrest
 • Urethane caster*
 • W590 x D545 x H850



DTN 34WNN
 • Self pivoting backrest
 • Folding seat
 • Urethane caster*
 • W505 x D545 x H850



• Self pivoting backrest
 • Folding seat
 • Fixed Armrest
 • Urethane caster + Glides*
 • W590 x D545 x H850



• Self pivoting backrest
 • Folding seat
 • Caster
 • Urethane caster + Glides*
 • W505 x D545 x H850



• Self pivoting backrest
 • Folding seat
 • Fixed Armrest
 • Glides*
 • W590 x D545 x H850



• Self pivoting backrest
 • Folding seat
 • Glides*
 • W505 x D545 x H850

*option

Function / Detail



Backrest pivoting



Fixed armrest

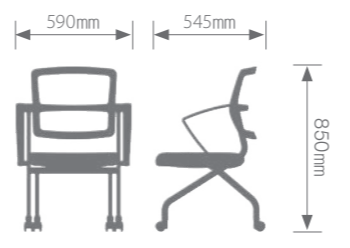



Seat folding & nesting



Caster & glides (optional)

D10





Item List



CLK 34KPN
 • Backrest pivot locking
 • Fixed armrest
 • Folding seat
 • Urethane caster*
 • W590 x D575 x H860



CLK 34KNN
 • Backrest pivot locking
 • Folding seat
 • Urethane caster*
 • W535 x D575 x H860



• Backrest pivot locking
 • Fixed armrest
 • Folding seat
 • Urethane caster + Glides*
 • W590 x D575 x H860



• Backrest pivot locking
 • Folding seat
 • Urethane caster + Glides*
 • W535 x D575 x H860



• Backrest pivot locking
 • Fixed armrest
 • Folding seat
 • Glides*
 • W590 x D575 x H860




• Backrest pivot locking
 • Folding seat
 • Glides*
 • W535 x D575 x H860



CLK 14KPN
 • Backrest pivot locking
 • Fixed armrest
 • Height adjustable
 • ED mid base
 • Urethane caster
 • W590 x D560 x H848

*option

Function / Detail



Backrest pivoting / Locking



Fixed armrest

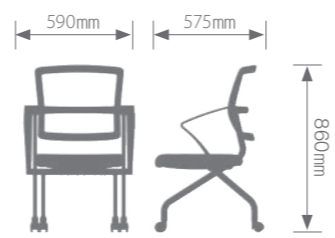


Seat folding & nesting



Caster & glides (optional)

CLARK





Item List



MTC 36KPNP

- Backrest pivot
- Plastic shell backrest
- Fixed armrest
- Folding seat
- Urethane caster
- W595 x D555 x H835



MTC 16KPNM

- Backrest pivot
- Mesh backrest
- Fixed armrest
- Height adjustable
- JD mid base
- Urethane caster
- W595 x D555 x H830



MTC 46KPNF

- Backrest pivot
- Padding backrest
- Fixed armrest
- Glides
- W595 x D555 x H830



MTC 96KNNM

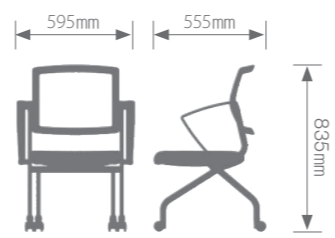
- Backrest pivot
- Mesh backrest
- Folding seat
- Urethane caster
- P.P Tablet
- W575 x D700 x H830



MTC 76KNNM

- Backrest pivot
- Mesh backrest
- Urethane caster
- W510 x D560 x H830

MATIC



Function / Detail



Backrest
3types of backrest available (Mesh / P.P / Fabric)



Backrest pivoting



Retractable tablet



Item List

SWG 36WPN

- Tilting backrest
- Fixed armrest
- Folding seat
- Urethane caster
- W595 x D553 x H833



SWG 36KPN

- Tilting backrest
- Fixed armrest
- Folding seat
- Urethane caster
- W595 x D553 x H833



SWG 16WPN

- Tilting backrest
- Fixed armrest
- Height adjustable
- ED mid base
- Urethane caster
- W595 x D640 x H794




SWG 16KPN

- Tilting backrest
- Fixed armrest
- Height adjustable
- ED mid base
- Urethane caster
- W595 x D640 x H794



Function / Detail



Tilting backrest



Anti-drop nesting system

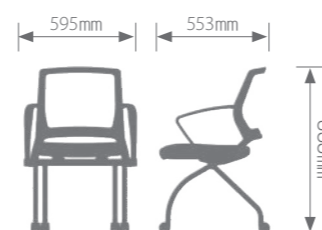


Mesh backrest



Nesting

SWING

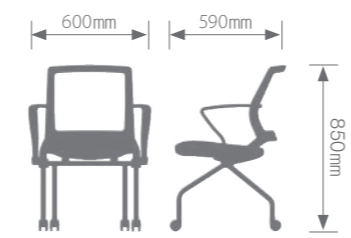




Item List

	<p>FLY 36KPN</p> <ul style="list-style-type: none"> • Tilting backrest • Fixed armrest • Folding seat • Urethane caster • W600 x D590 x H850 		<p>FLY 36WPN</p> <ul style="list-style-type: none"> • Tilting backrest • Fixed armrest • Folding seat • Urethane caster • W600 x D590 x H850
	<p>FLY 36KNN</p> <ul style="list-style-type: none"> • Tilting backrest • Folding seat • Urethane caster • W530 x D590 x H850 		<p>FLY 36WNN</p> <ul style="list-style-type: none"> • Tilting backrest • Folding seat • Urethane caster • W530 x D590 x H850
	<p>FLY 16KPN</p> <ul style="list-style-type: none"> • Tilting backrest • Fixed armrest • Height adjustable • ED mid base • Urethane caster • W610 x D530 x H885 		<p>FLY 16WPN</p> <ul style="list-style-type: none"> • Tilting backrest • Fixed armrest • Height adjustable • ED mid base • Urethane caster • W610 x D530 x H885
	<p>FLY 16KNN</p> <ul style="list-style-type: none"> • Tilting backrest • Height adjustable • ED mid base • Urethane caster • W540 x D530 x H885 		<p>FLY 16WNN</p> <ul style="list-style-type: none"> • Tilting backrest • Height adjustable • ED mid base • Urethane caster • W540 x D530 x H885

FLY



Function / Detail



Swing tilt
Armrest W/armrest & W/O armrest
Base 2 types of base available / Swivel
Base 2 types of base available / Nesting



Item List



DUK 36WPNM

- Tilting backrest
- Mesh back
- Fixed armrest
- Urethane caster
- W610 x D540 x H845



DUK 36KPNP

- Tilting backrest
- Plastic shell back
- Fixed armrest
- Urethane caster
- W610 x D540 x H845



DUK 16WPNM

- Tilting backrest
- Mesh back
- Fixed armrest
- Height adjustable
- ED mid base
- Urethane caster
- W610 x D540 x H820



DUK 16KPNP

- Tilting backrest
- Plastic shell back
- Fixed armrest
- Height adjustable
- ED mid base
- Urethane caster
- W610 x D540 x H820



DUA 36KPNF

- Fixed armrest
- Padding back
- Fixed armrest
- Urethane caster
- W610 x D540 x H845

DUKE



Function / Detail



Backrest
3types of backrest available (Mesh / P.P / Fabric)

Self-pivoting backrest
Backrest has a tension to support user's back to make the natural posture

Nesting system
Stacking structure enables easy storage, moving and outstanding space utilization



Item List



SIN 36WPC

- Self pivoting backrest
- Mesh backrest
- Fixed armrest
- Padding seat
- Urethane caster
- W600 x D536 x H861



SIN 36WNC

- Self pivoting backrest
- Mesh backrest
- Padding seat
- Urethane caster
- W576 x D556 x H861



SIN 36WPN

- Self pivoting backrest
- Mesh backrest
- Fixed armrest
- Plastic shell seat
- Urethane caster
- W600 x D536 x H861



SIN 36WNN

- Self pivoting backrest
- Mesh backrest
- Plastic shell seat
- Urethane caster
- W576 x D536 x H861

Function / Detail




Armrest

W/ armrest & W/O armrest



Self-pivoting backrest

It provides proper backrest angles in any shape of reclining movement



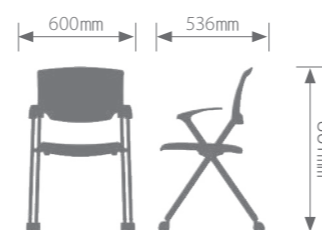
Nesting system

compact nesting allows to save the space and easy mobility



Caster

Urethane twin casters



SIGN



Color Variation



Item List



ERI 45NNN
 • Plastic shell
 • 4-Leg frame
 • Glides
 • W550 x D485 x H750



ERI 25RNN
 • Plastic shell
 • Sled base
 • Glides
 • W520 x D515 x H738



ERI 15NNC
 • Plastic shell
 • Padding seat
 • Swivel type
 • Urethane caster
 • W587 x D587 x H710



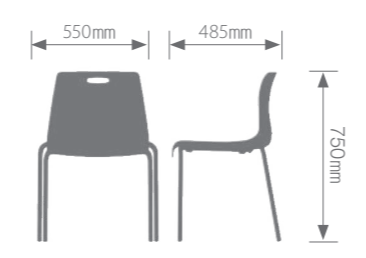
ERI 05NNC
 • Plastic shell
 • Padding seat
 • High stool type
 • Footrest
 • Urethane caster
 • W450 x D435 x H840



ERI 95KNN
 • Plastic shell
 • 4-Leg frame
 • Tablet
 • W570 x D670 x H750



ERI 55NN3
 • Plastic shell
 • Lobby type frame
 • W1500 x D600 x H740



ERICA



Item List



KAN 36KNC
• Folding body
• Padding seat
• W450 x D510 x H740



KAN 36KNN
• Folding body
• Plastic shell seat
• W450 x D510 x H740

Item List



SPN 45WPC
• Plastic shell
• Padding seat
• Fixed armrest
• 4-Leg frame
• W545 x D555 x H817



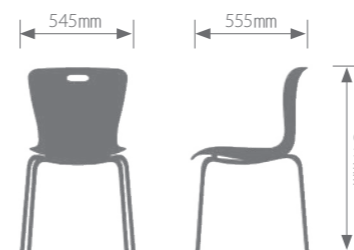
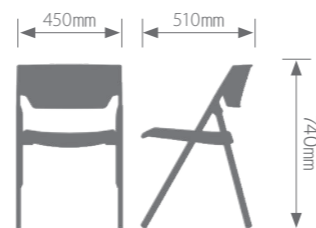
SPN 45WNC
• Plastic shell
• Padding seat
• 4-Leg frame
• W535 x D555 x H817



SPN 45WNN
• Plastic shell
• 4-Leg frame
• W535 x D555 x H817



KANOO



SPIN



Product Code Index

ex) AON 11WALH

AON	1	1	W	A	L	H
Alphabet abbreviation	Product type 1	Product type 2	Plastic color	Armrest type	Primary option	Secondary option
1	Swivel (Standard tilt)	1 w/headrest	K black	A Adjustable arm	L Standard lumbar support	H Coat hanger
2	Visitor	2 High-back (w/o headrest)	B Blue	T Separated fixed arm	U Optional lumbar support	E Butterfly tilt (w/ stopper)
3	Seat folding	3 Mid-back (w/o headrest)	R Red	P Integrated fixed arm	C Cushion pad (Seat)	W Butterfly tilt (w/o stopper)
4	Stacking	4 Low-back (w/o headrest)	N green	R Optional arm	A Cushion pad (Back and seat)	F PU foamed back (Upholstered by fabric)
5	Lobby	5 Integrated back and seat	Y greY	N w/o arm	N No function	M Mesh back
6	Stool	6 Separated back and seat	W White			V PU foamed back (Upholstered by synthetic leather)
7	Mobile (Ocean type)	7 Optional headrest	S Silver			G PU foamed back (Upholstered by genuine leather)
8	School	8 Mesh seat +Headrest	O Orange			P Plastic back
9	Seminar	9 Mesh seat +Mid-back	I Ivory			T Desk-integrated chair (For school)
0	3-position locking tilt	0 w/o backrest	U sky bLUe			B Tablet
Q	Simple locking tilt		L Light grey			Q NUCLEAR visitor chair ("A" type frame)
			E yEllow			R NUCLEAR visitor chair ("B" type frame)
						S Chest support
						2 Lobby chair (2 Person)
						3 Lobby chair (3 Person)
						4 Lobby chair (4 Person)
						C Multi-locking tilt
						N No function

(to be described only when required)



dawon